



# AT A GLANCE 2025

**Plan outperformed.  
Future secured.**

Infrastructure improving lives across five continents.  
Stronger margins. Quality backlog.





## WHO WE ARE


# A global leadership built over time

We have **over 120 years of experience** in the design and construction of large, complex infrastructure projects.

Thanks to best-in-class expertise, we address today's challenges through long-lasting works for **sustainable mobility, water, energy, and green buildings**.

 Explore [our profile](#)

 Our [Leadership Team](#)

 Explore [our culture](#)

**Global Leader**

in the **water sector\***

**>120**

**years** of experience in complex infrastructure

**~150**

**projects** ongoing

**No.1 player**

in **Italy\*\***

**~95,000**

**people** of over **125 nationalities**

**~50**

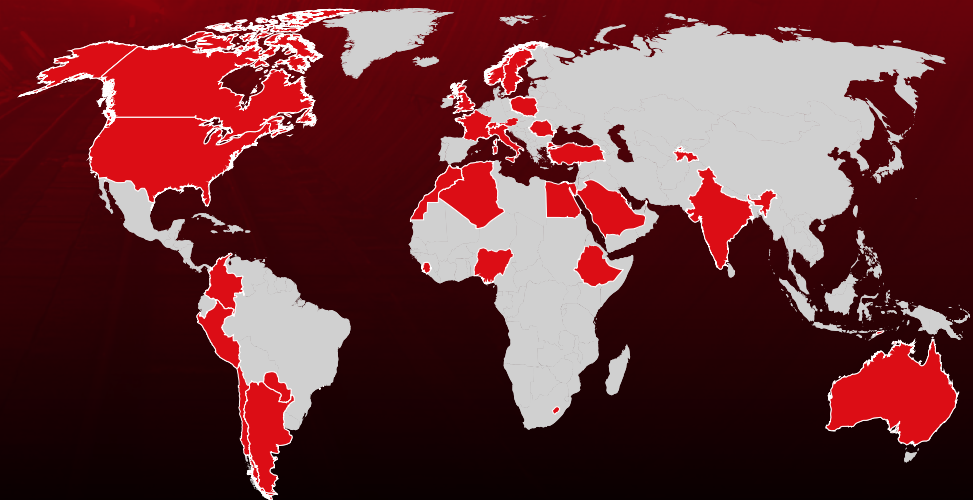
Operating **countries**

One of the international **Top 3 players**

in **Australia\***

One of the **Top 10 players**

in **Europe**



\* ENR Report, Top 250 – 25 August 2025  
 \*\* Guamari – Top 200 construction companies 2025



## WHAT WE DO

### We build infrastructure that generates value

**Building infrastructure** means addressing essential needs: **sustainable mobility, access to water and energy**, enabling **cities to grow**.

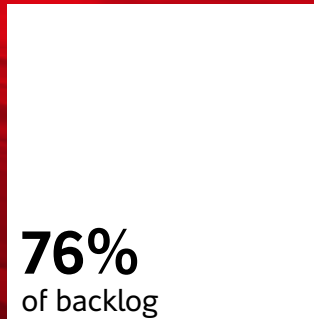
This is how – every day – we generate **tangible benefits**, contributing to **sustainable development** on a global scale.



# OUR BUSINESS AREAS

- Metros
- High Speed Railways
- Railways
- Roads & Motorways
- Bridges & Viaducts
- Ports & Sea works

## Sustainable Mobility



## Clean Hydro Energy



- Hydroelectric Dams & Plants
- Pumped Storage

- Desalination & Water Treatment
- Wastewater Management Plants
- Hydraulic works
- Irrigation Dams



## Clean Water



## Green Buildings & Other

- Civil & industrial buildings
- Stadiums
- Hospitals
- Airports
- Energy Transition Projects

WHO WE ARE

WHAT WE DO AND HOW WE DO IT

2025 FINANCIAL HIGHLIGHTS

PEOPLE AND SAFETY

SUSTAINABILITY AND INNOVATION



## TRACK RECORD

### The measure of our experience

In Italy and worldwide, the projects we have delivered demonstrate our ability to design, build, and deliver **complex infrastructure**.

Many have become iconic, reflecting our distinctive approach: combining **technical excellence** with **vision** to transform complexity into concrete results.



Discover [our projects](#)

## OUR INFRASTRUCTURE IN NUMBERS



**>3,700**

projects  
delivered



**14,581** km

of metros and  
railways



**3,466** km

of tunnels



**320**

dams and  
hydropower  
plants



**82,708** km

of roads and  
motorways



**1,023** km

of bridges and  
viaducts







## OUR APPROACH

### Our value creation model

We turn ideas into iconic projects by adopting a **distinctive approach**, based on value-led choices and expertise developed over 120 years.

Our business model is based on Operational **excellence, Innovation, Discipline, Responsibility.**

 Discover how we operate

 Discover how we build

## OUR STRENGTHS

### Operational excellence

For over 120 years, we have delivered major infrastructure worldwide, bringing excellence and expertise to the delivery of iconic projects.

### Supply chain integration

We coordinate partners and suppliers within an innovative ecosystem, enhancing local expertise and advanced technologies.

### Geographical diversification

Active in over 100 countries, with a focus on growing markets (Italy, Australia, North America, Europe, Middle East).

### Scale, efficient organization, risk management and innovation

Ability to integrate new entities (M&A) and optimise all processes, from design to execution. Access to advanced technologies to enhance cost-efficiency, timelines, quality, safety, and sustainability.

### Financial stability

Strong liquidity, focus on profitability, and efficient capital utilisation, Fitch and S&P rating BB+ with a stable outlook.

### Effective commercial strategy

We select the most strategic projects through a rigorous approach, balancing risk, returns and partner quality.

### Responsibility and sustainability

We act in accordance with high ESG standards, protecting people and creating long-term sustainable value.



## 2025 FINANCIAL HIGHLIGHTS

### **Growth underpinned by effective strategy**

In 2025, we completed the **2023–2025 Industrial Plan, exceeding targets** across all key dimensions: **growth, profitability, cash generation and financial strength.**

Despite a challenging global environment, we continue to grow and generate value thanks to the robustness of our industrial model.



Discover [our results](#)

## 2025 FINANCIAL HIGHLIGHTS

**€58.4** bln

**Total backlog**

of which

**€50.9 bln**  
construction  
backlog

**€13.2** bln

**New orders**

**€13.6** bln

**Revenues**

**+15% vs 2024**

of which

**>90%**

in low-risk countries

**€1.2** bln

**EBITDA**

**+18% vs 2024**

**€772** mln\*

**Net financial  
position**

\* Normalized for forex effect (€135m) and a timing effect of DAB decision on Italian project (€274m)



## 2025 FINANCIAL HIGHLIGHTS

Global scale as a driver of strength  
and a multiplier of value

*"We exceeded the Plan's expectations across all dimensions – industrial, financial, commercial and workforce – building an even more resilient platform ready to meet global challenges."*

**Pietro Salini**

Chief Executive Officer – Webuild



Learn more about  
[why investing in Webuild](#)



## 2025 REVENUES: GLOBAL GROWTH, DIVERSIFIED VALUE

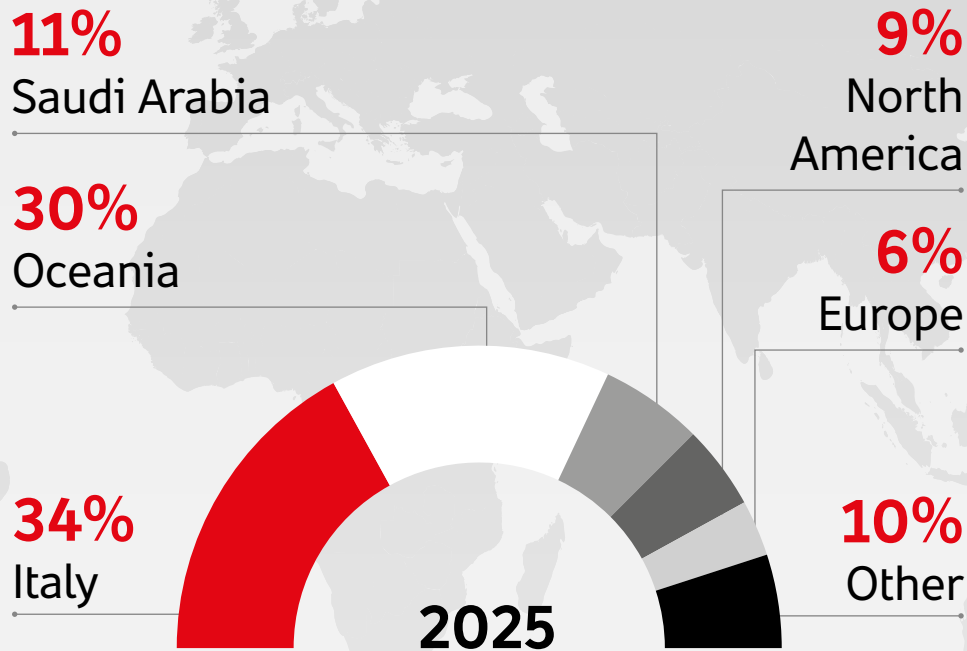
**€13.6 bln**  
**total revenues**  
**+15% vs 2024**

of which

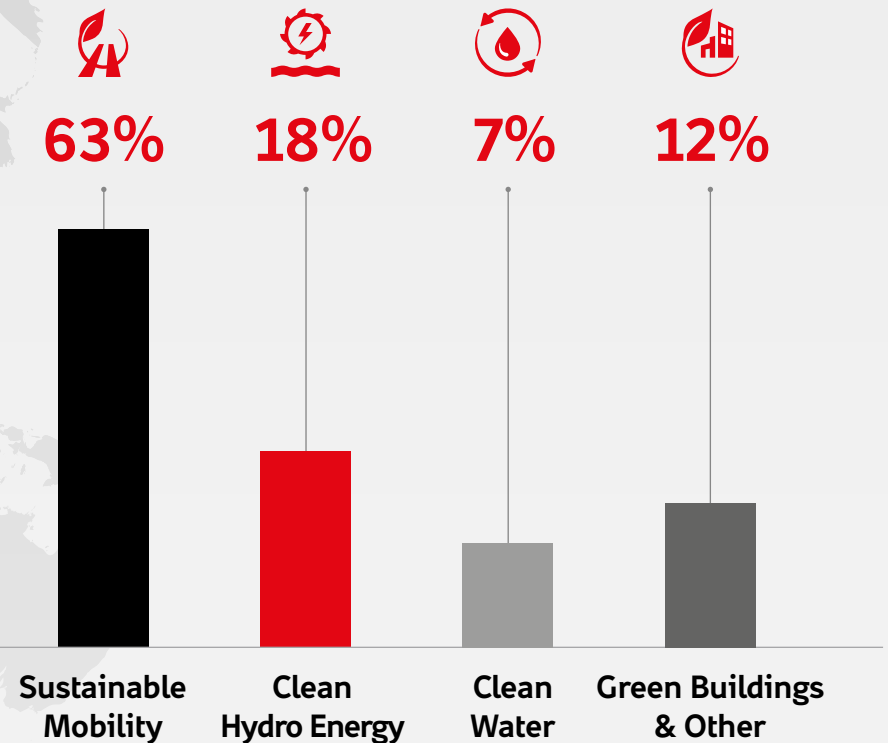
**>90%**  
 in low-risk  
 countries

**>65%**  
 generated  
 abroad

### BY GEOGRAPHY



### BY BUSINESS SECTOR



WHO WE ARE

WHAT WE DO AND HOW WE DO IT

2025 FINANCIAL HIGHLIGHTS

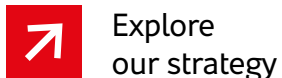
PEOPLE AND SAFETY

SUSTAINABILITY AND INNOVATION

## 2025 FINANCIAL HIGHLIGHTS

### Order backlog and commercial pipeline

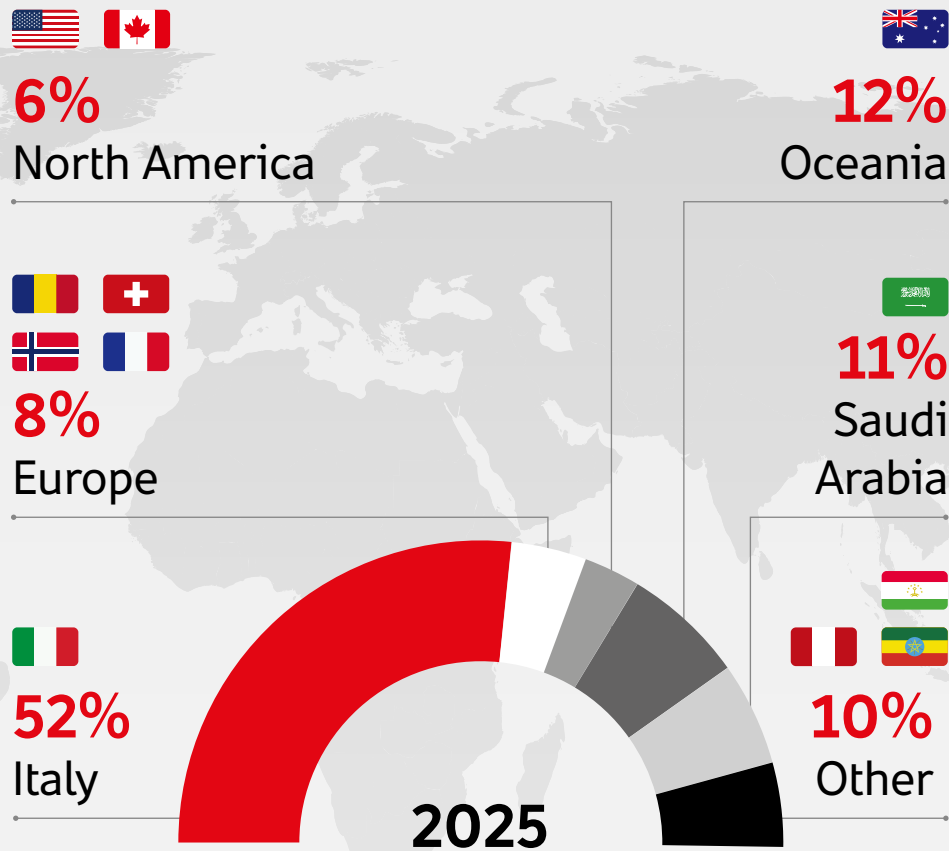
- **Total order backlog of €58.4 billion**, of which €50.9 billion related to the construction segment and €7.5 billion to concessions and O&M
- **One of the largest construction order backlogs** among major European peers, strongly focused on sustainable mobility
- Over **95% of the construction backlog** relates to **projects that contribute to the achievement of the United Nations Sustainable Development Goals (SDGs)**
- **Balanced geographic presence:** Italy, Europe, Australia, the U.S., and Saudi Arabia (90% of the construction backlog)
- **Short term commercial pipeline of €91.1 billion**, supporting future growth



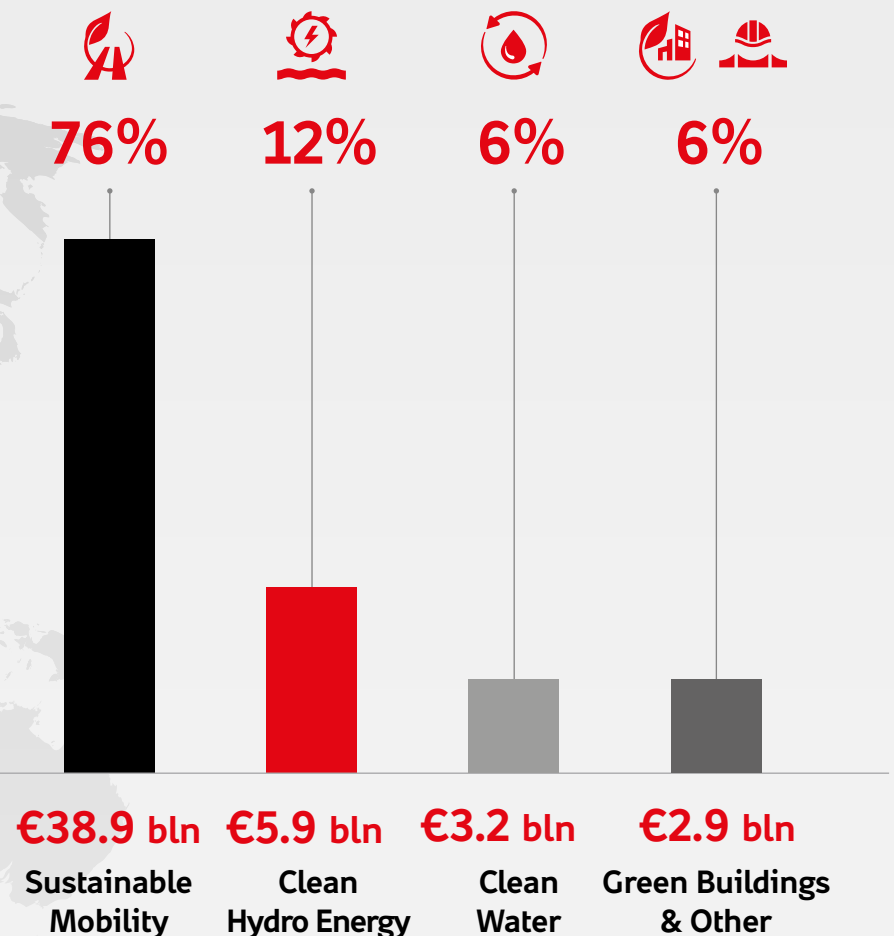
# CONSTRUCTION ORDER BACKLOG: GLOBAL STRENGTH ACROSS THE PROJECT PIPELINE

## €50.9 bln

### BY GEOGRAPHY



### BY BUSINESS SECTOR







## PEOPLE AND SAFETY

### A global team, our strength

We are a **global team**, rich in evolving specialist skills and international experience.

Our success is driven by **people** - a wealth of technical and managerial expertise enabling borderless operations and increasingly complex challenges.

 Discover what it means  
to work at Webuild

 Discover our  
approach to inclusion

## DIVERSITY THAT CREATES VALUE

We are a community of over 95,000 people from more than 125 countries. This diversity reflects our global and inclusive dimension and enables us to operate across different local contexts, understand territories, and turn complexity into value.

**~95,000**

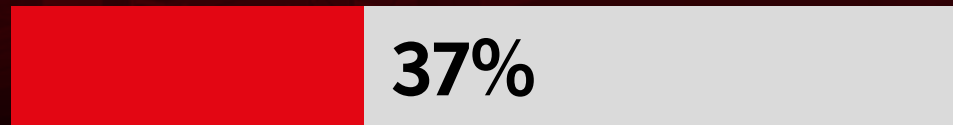
**people**  
worldwide  
of over  
**125**  
nationalities

**>14,800**

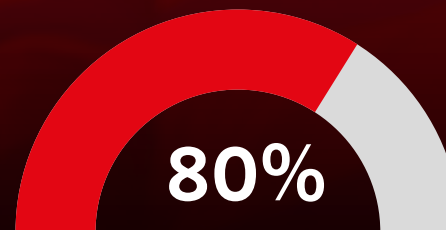
**new hires**  
**+12%**  
(2025 vs 2024)

**+27%**

Increase in  
**Women in**  
**managerial roles**  
vs 2023



**under 35**  
% of total direct employees



Share of locally hired direct workforce  
in the countries where we operate




## PEOPLE AND SAFETY

### Safety as a strategic pillar of our Business Strategy

**Safety** is a priority and a **cornerstone of the strategy** that guides the way we build.

We promote a culture of prevention through continuous training, accountability and proactive behaviour, ensuring safe and healthy working environments, with the aim of ensuring the best working conditions for all people involved.

 Discover  
[how we ensure safety](#)

## TRAINING TO PREVENT: SAFETY AS A COLLECTIVE EXPERIENCE

**>3.6 million**

**hours of safety training**  
(2020-2025)

**>950,000**

**safety briefings**  
(2021-2025)

**>725,000**

**safety inspections**  
(2020-2025)





## SUSTAINABILITY AND INNOVATION

### From vision to tangible impact

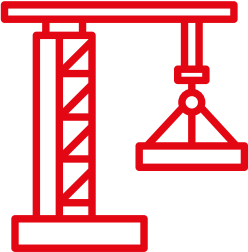







What matters is not only what we build, but how we build it. We deliver infrastructure that supports the **low carbon transition** and **regional growth**, transforming construction sites into safer, more inclusive, and more innovative places.

Building on these foundations, the **2024–2025 ESG Plan** was completed, embedding these principles into corporate processes and leading to the full achievement of the set objectives.

 Explore our  
sustainability  
strategy

 Explore our  
sustainability  
performance

SUSTAINABILITY "WORK SITES"	TARGET	2025 RESULTS
-----------------------------	--------	--------------

 <p><b>Sustainability of Sites</b></p>	 <p><b>Green builders</b></p> 	<p><b>GHG emissions intensity scope 1&amp;2<sup>(1)</sup> (2025 vs 2022)</b></p> <p><b>-10%</b>      <b>-34%</b></p>
	 <p><b>Safe and inclusive builders</b></p> 	<p><b>LTIFR Lost time injury frequency rate<sup>(2)</sup> (2025 vs 2022)</b></p> <p><b>-6%</b>      <b>-20%</b></p> <p><b>Women managers in the Group (2025 vs 2023)</b></p> <p><b>+20%</b>      <b>+27%</b></p>
 <p><b>Sustainability of Works</b></p>	 <p><b>Innovative and smart builders</b></p> 	<p><b>Investments in innovative and cleantech projects (2024-2025)</b></p> <p><b>+€430 mln</b>      <b>+€586 mln</b></p>



Engineering solutions that guarantee sustainability during execution of the project



Adoption of solutions that guarantee sustainability throughout the project lifecycle

Note: 1) tCO<sub>2</sub> scope 1-2/€m revenue. Scope 1: direct emissions. Scope 2: indirect emissions;  
2) LTIFR – Lost Time Injury Frequency Rate: sick leave (days) x 1 million hours worked

## SUSTAINABILITY AND INNOVATION

### The figures behind our commitment

- **11 out of 17 SDGs** directly supported through our operational activities
- **44.6% of revenue** is aligned with the EU Taxonomy for sustainable activities
- **52.1% of CapEx** and **50.1% of OpEx** aligned with the EU Taxonomy



Our commitment  
to sustainable  
development

## 4 INTEGRATED BUSINESS SECTORS generating tangible environmental and social benefits

### Sustainable Mobility



- Reduction of emissions
- Safer and more accessible mobility
- Urban decongestion



**4.9 mln**  
people that will be served every day by the new metro systems



**4.5 mln tCO<sub>2</sub>/year**  
avoided thanks to railway projects underway

### Clean Hydro Energy

- Access to drinking water
- Protection of water resources
- Public health

**50,0000 GWh/year**  
of renewable electricity to be generated by projects currently underway



- Energy efficiency
- More resilient essential services
- More sustainable cities



**>12 mln**  
people to be served by the hydraulic infrastructure projects under construction by the Group

**7 mln m<sup>3</sup>/day**  
of treated water from projects under construction

### Clean Water



### Green Buildings & Other

- Stability of energy systems
- CO<sub>2</sub> reduction
- Renewable energy

**>2 mln**  
people benefiting from projects underway



WHO WE ARE

WHAT WE DO AND HOW WE DO IT

2025 FINANCIAL HIGHLIGHTS

PEOPLE AND SAFETY

SUSTAINABILITY AND INNOVATION




## SUSTAINABILITY AND INNOVATION

### Innovation that empowers expertise

Every construction site is a laboratory where advanced technologies, processes, and solutions contribute to making projects more efficient, safer, and more sustainable.

We invest in **research**, **digitalization**, and **development** to support our people in leading the evolution of the industry.

 Explore our [approach to innovation](#)

## INNOVATION AREAS



safety,  
quality and  
environment



design,  
engineering  
and development



construction  
techniques



materials



worksites  
digitalization






## SUSTAINABILITY AND INNOVATION

### Recognised ESG Leadership

The results obtained in leading international ESG ratings confirm excellence in performance and position Webuild among global leaders in managing **climate risks, supply chain sustainability, and environmental, social and governance factors.**

 Explore  
[our ESG ratings](#)

## ESG RATINGS: RECOGNITION OF OUR COMMITMENT

### ESG Rating Agencies

MSCI 

**AA**

 CDP

**A**

ISS ESG 

**B-**

ecovadis

**Gold**

Webuild Score



[webuildgroup.com](https://webuildgroup.com)

[webuildvalue.com](https://webuildvalue.com)

